



SIGN LIGHTS



# SIGN LIGHTS



A807/49/E1/49/SWL



A810/62/E1/62



A812/41/E11/41/GR12/43



A814/50/E4/50



2A807/42/E18A/42



Model #	Color	Mounting Source	Light Source			LED	Options	Globes	Accessories
			INC	CF	HID (MH & HPS)				
A807	40,41,42,	E1,E2,E2S,E3,	100W	26W*	35, 50W*	10W	SMSWL**-Small Swivel	CL3-Clear 3"	GRXX-Grills
A810	43,44,45	E3A,E4,E4A,E5,	150W	26, 32 or 42W*	35, 50, 70, 100W*	10W	LGSWL-Large Swivel	CLT3-Clear Tempered***	GU1-Guard 100W
A812	46,48,49,	E6,E7,E8,E9,	200W	26, 32 or 42W*	35, 50, 70, 100W*	10W	TRB-Turnbuckle & Cable	FR3-Frosted 3"	GU2-Guard 200W
A814	50,51,52,	E10,E11,E12,	200W	26, 32 or 42W*	35, 50, 70, 100W*	10W	CBC-Back Plate Cover	FRT3-Frosted Tempered***	
	53,54,55,	E13,E18A,E19,					SQ-Square Backplate	PR3-Prismatic 3"	
	57,58,59,	E20,E21,E22,						PRT3-Prismatic Tempered***	
	60,61,62,	E23,E24,E25							
	63								

\* See back cover for remote ballasts  
 \*\* Available only on A807  
 \*\*\* For use with HID

# SIGN LIGHTS




M712/42/E2/42



M710S/41/E22/41



M707/43/E1/43



M710/40/E1/40

Model #	Color	Mounting Source	Light Source			LED	Options	Globes	Accessories
			INC	CF	HID (MH & HPS)				
M707	40,41,42,	E1,E2,E2S,E3,	100W	26W*	35, 50W*	10W	SMSWL**-Small Swivel	CL3-Clear 3"	GRXX-Grills
M710	43,44,45	E3A,E4,E4A,E5,	150W	26, 32 or 42W*	35, 50, 70, 100W*	10W	LGSWL-Large Swivel	CLT3-Clear Tempered***	GU1-Guard 100W
M712	46,48,49,	E6,E7,E8,E9,	200W	26, 32 or 42W*	35, 50, 70, 100W*	10W	TRB-Turnbuckle & Cable	FR3-Frosted 3"	GU2-Guard 200W
M718	50,51,52,	E10,E11,E12,	200W	26, 32 or 42W*	35, 50, 70, 100W*	10W	CBC-Back Plate Cover	FRT3-Frosted Tempered***	
	53,54,55,	E13,E18A,E19,					SQ-Square Backplate	PR3-Prismatic 3"	
	57,58,59,	E20,E21,E22,						PRT3-Prismatic Tempered***	
	60,61,62,	E23,E24,E25							
	63								

\* See back cover for remote ballasts  
 \*\* Available only on M707  
 \*\*\* For use with HID

# SIGN LIGHTS



DS07/44/E1/44



DS12/42/E3A/42



DS14/50/E2/50

Model #	Color	Mounting Source	Light Source			LED	Options	Globes	Accessories
			INC	CF	HID (MH & HPS)				
DS07	40,41,42,	E1,E2,E2S,E3,	100W	26W*	35, 50W*	10W	SMSWL**-Small Swivel	CL3-Clear 3"	GRXX-Grills
DS10	43,44,45	E3A,E4,E4A,E5,	150W	26, 32 or 42W*	35, 50, 70, 100W*	10W	LGSWL-Large Swivel	CLT3-Clear Tempered***	GU1-Guard 100W
DS12	46,48,49,	E6,E7,E8,E9,	200W	26, 32 or 42W*	35, 50, 70, 100W*	10W	TRB-Turnbuckle & Cable	FR3-Frosted 3"	GU2-Guard 200W
DS14	50,51,52,	E10,E11,E12,	200W	26, 32 or 42W*	35, 50, 70, 100W*	10W	CBC-Back Plate Cover	FRT3-Frosted Tempered***	
	53,54,55,	E13,E18A,E19,					SQ-Square Backplate	PR3-Prismatic 3"	
	57,58,59,	E20,E21,E22,						PRT3-Prismatic Tempered***	
	60,61,62,	E23,E24,E25							
	63								

\* See back cover for remote ballasts  
 \*\* Available only on DS07  
 \*\*\* For use with HID

# SIGN LIGHTS



CN08/42/E2S/42



CN12/42/E25/42



CN14/49/E6/49



Model #	Color	Mounting Source	Light Source			LED	Options	Globes	Accessories
			INC	CF	HID (MH & HPS)				
CN08	40,41,42,	E1,E2,E2S,E3,	100W	26W*	35, 50W*	10W	SMSWL**-Small Swivel	CL3-Clear 3"	GRXX-Grills
CN12	43,44,45	E3A,E4,E4A,E5,	150W	26, 32 or 42W*	35, 50, 70, 100W*	10W	LGSWL-Large Swivel	CLT3-Clear Tempered***	GU1-Guard 100W
CN14	46,48,49,	E6,E7,E8,E9,	200W	26, 32 or 42W*	35, 50, 70, 100W*	10W	TRB-Turnbuckle & Cable	FR3-Frosted 3"	GU2-Guard 200W
	50,51,52,	E10,E11,E12,	200W	26, 32 or 42W*	35, 50, 70, 100W*	10W	CBC-Back Plate Cover	FRT3-Frosted Tempered***	
	53,54,55,	E13,E18A,E19,					SQ-Square Backplate	PR3-Prismatic 3"	
	57,58,59,	E20,E21,E22,						PRT3-Prismatic Tempered***	
	60,61,62,	E23,E24,E25							
63									

\* See back cover for remote ballasts  
 \*\* Available only on CN08  
 \*\*\* For use with HID

# SIGN LIGHTS



CSL7/51/E22/51



AC12/59/E24/59



DSL12/48/E23/48




DSL9/42/E23/42



Model #	Color	Mounting Source	Light Source			LED	Options	Globes	Accessories
			INC	CF	HID (MH & HPS)				
CSL7	40,41,42,	E1,E2,E2S,E3,	100W	26W*	35, 50W*	10W	SMSWL**-Small Swivel	CL3-Clear 3"	GRXX-Grills
DSL9	43,44,45	E3A,E4,E4A,E5,	150W	26, 32 or 42W*	35, 50, 70, 100W*	10W	LGSWL-Large Swivel	CLT3-Clear Tempered***	GU1-Guard 100W
DS12	46,48,49,	E6,E7,E8,E9,	200W	26, 32 or 42W*	35, 50, 70, 100W*	10W	TRB-Turnbuckle & Cable	FR3-Frosted 3"	GU2-Guard 200W
AC12	50,51,52,	E10,E11,E12,	200W	26, 32 or 42W*	35, 50, 70, 100W*	10W	CBC-Back Plate Cover	FRT3-Frosted Tempered***	
	53,54,55,	E13,E18A,E19,					SQ-Square Backplate	PR3-Prismatic 3"	
	57,58,59,	E20,E21,E22,						PRT3-Prismatic Tempered***	
	60,61,62,	E23,E24,E25							
	63								

\* See back cover for remote ballasts  
 \*\* Available only on CSL07  
 \*\*\* For use with HID

# SIGN LIGHTS



ELA10/46/E12/46



ELA14/45/E5/45/CBC<sup>3/4</sup>



ELA12/43/E3A/43/CFWTM<sup>3/4</sup>

Model #	Color	Mounting Source	Light Source			LED	Options	Globes	Accessories
			INC	CF	HID (MH & HPS)				
ELA10	40,41,42,	E1,E2,E2S,E3,	100W	26W*	35, 50W*	10W	LGSWL-Large Swivel	CL3-Clear 3"	GRXX-Grills
ELA12	43,44,45	E3A,E4,E4A,E5,	150W	26, 32 or 42W*	35, 50, 70, 100W*	10W	TRB-Turnbuckle & Cable	CLT3-Clear Tempered***	GU1-Guard 100W
ELA14	46,48,49,	E6,E7,E8,E9,	200W	26, 32 or 42W*	35, 50, 70, 100W*	10W	CBC-Back Plate Cover	FR3-Frosted 3"	GU2-Guard 200W
	50,51,52,	E10,E11,E12,	200W	26, 32 or 42W*	35, 50, 70, 100W*	10W	SQ-Square Backplate	FRT3-Frosted Tempered***	
	53,54,55,	E13,E18A,E19,						PR3-Prismatic 3"	
	57,58,59,	E20,E21,E22,						PRT3-Prismatic Tempered***	
	60,61,62,	E23,E24,E25							
	63								

\* See back cover for remote ballasts  
 \*\* Available only on CLS07  
 \*\*\* For use with HID


# SIGN LIGHTS



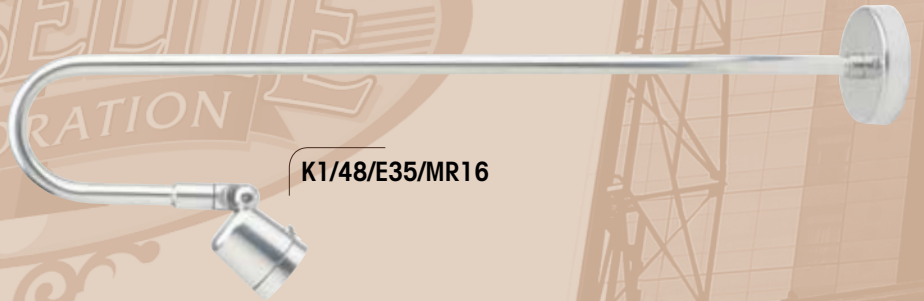
K4/42/E39




K3/63/E39




K1/61/E34/MR16



K1/48/E35/MR16



2K2/41/E37/2-MR16



2K2/48/E36/2-MR16



# SIGN LIGHTS




K2/61/E32/MR16



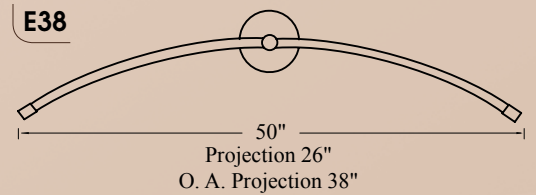
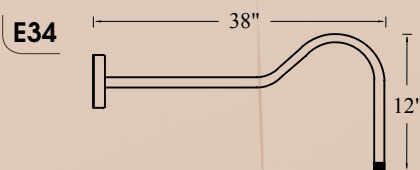
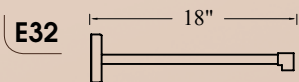
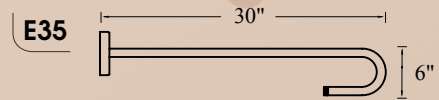
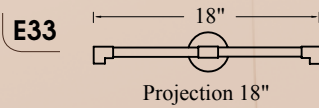
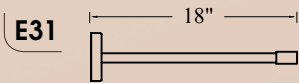
2K2/61/E33/2-MR16



K1/41/E31/MR16



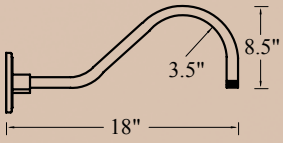
2K1/74/E38/2-MR16



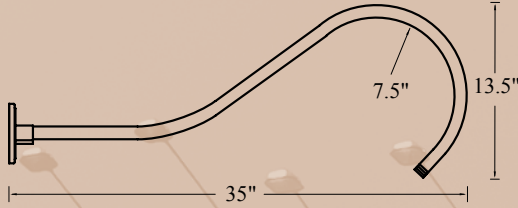
Model #	Color	Mounting Source	Light Source
K1	40,41,42,43,44,45,46,48,	E31,E32,E33,34,	MR16-50W
K2	49,50,51,52,53,54,55,57, 58,59,60,61,62,63	E35,E36,E37,E38	
K3			26, 32 or 42WCF
K4			26, 32 or 42WCF 70, 100 or 175WMMH

# 1/2" ARM EXTENSIONS

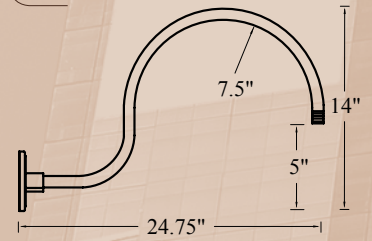
**E1**



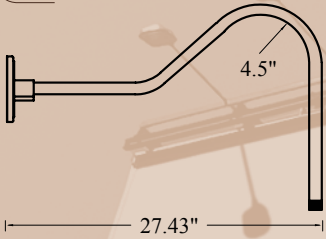
**E2**



**E3**



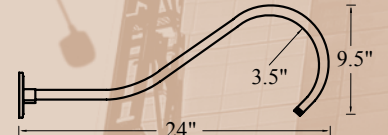
**E4**




**E23**



**E24**



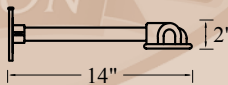
**E2S**



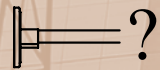
**E18A**



**E22**



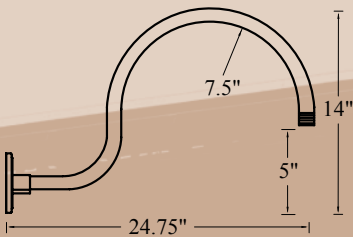
**E14**



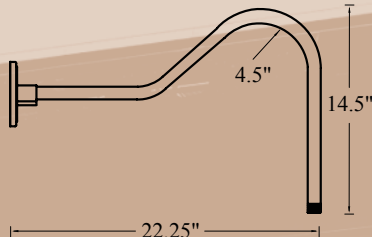
Baselite will take your sketch and fabricate a custom arm extension to meet your needs.

# 3/4" ARM EXTENSIONS

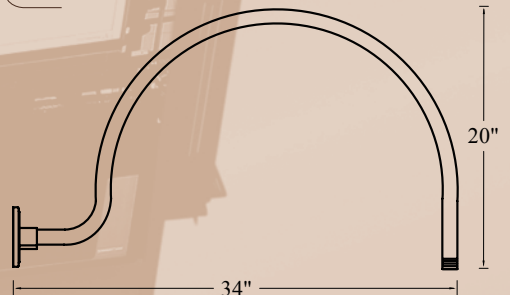
**E3A**



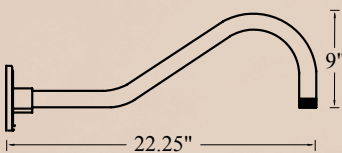
**E4A**



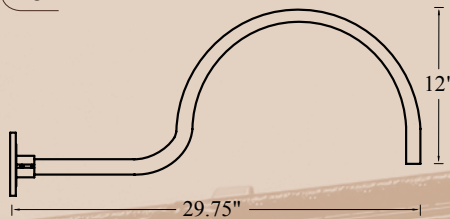
**E5**



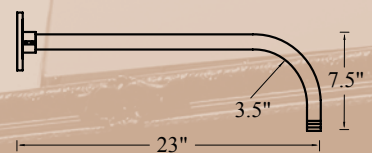
**E6**



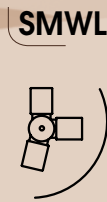
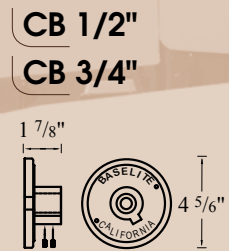
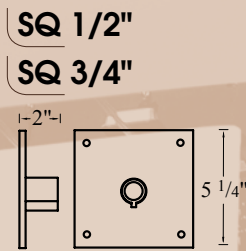
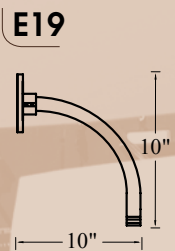
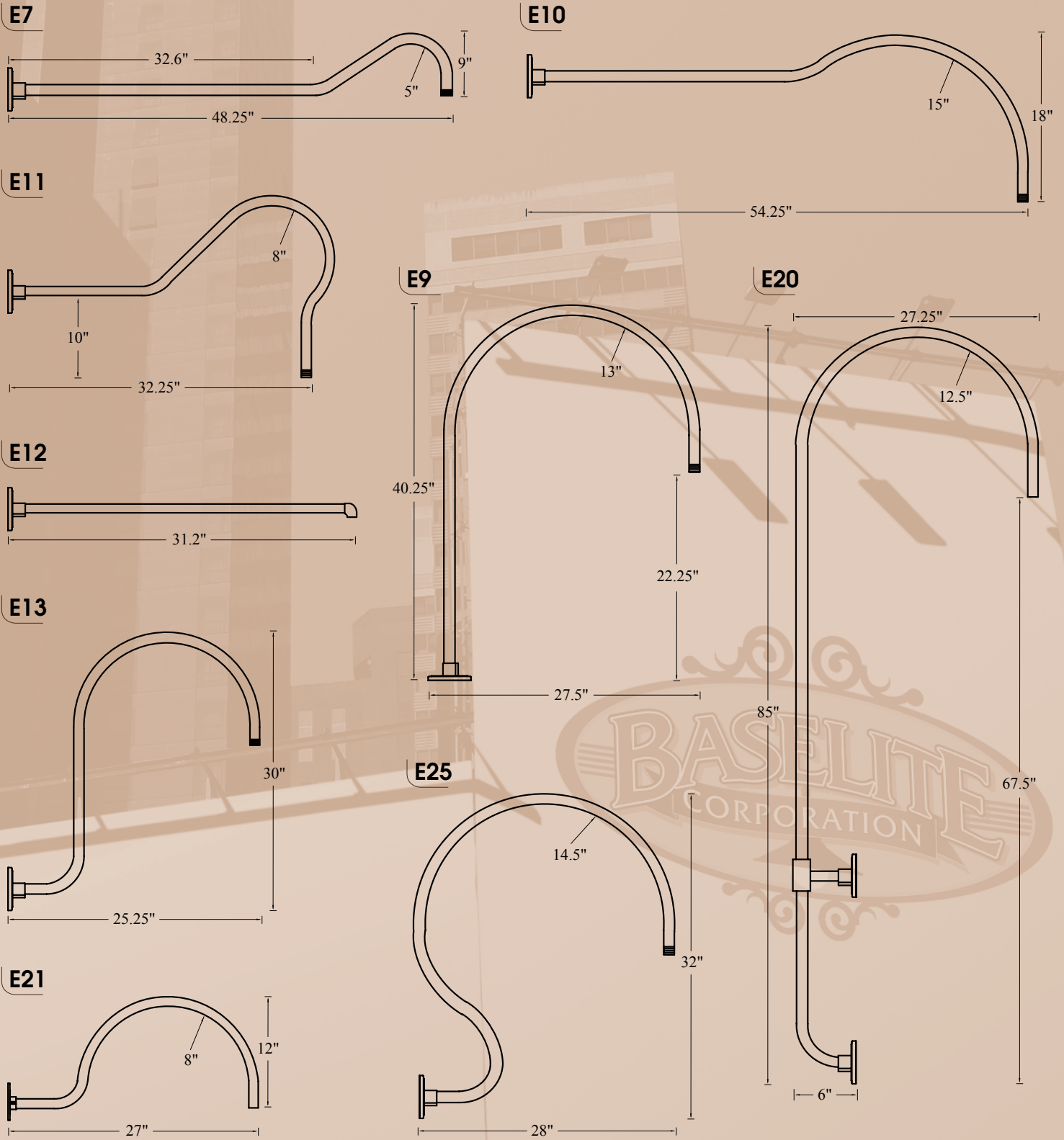
**E8**



**E15**



# 3/4" ARM EXTENSIONS



**TRB 1/2" - 4' Cable**  
**TRB 3/4" - 4' Cable**

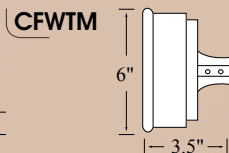


# BALLASTS

## Weathertight CF Wall Mount

- Designed for outdoor use or wet locations
- Allows starting operation down to 20° C

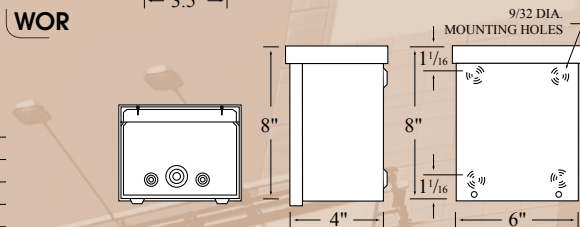
Catalog #	Lamp	Distance to Lamp
CFWTM	26W, 32W or 42W PLT	15'



## Weathertight Outdoor Remote Ballast - HID

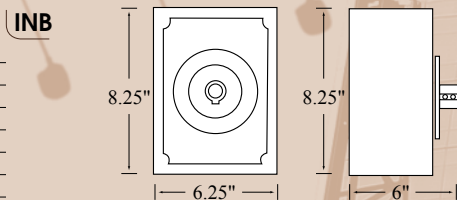
- Dual Voltage
- High Power Factor
- Minimum distance between ballasts are 12"
- Powdercoat Finish
- KO's are for 1/2" fittings

Catalog #	Lamp	ANSI#	Distance to Lamp	Starting Temp.
WOR/50HPS 120/277	50WHPS	S68	35'	-40°F or -40°C
WOR/70HPS 120/277	70WHPS	S62	35'	-40°F or -40°C
WOR/100HPS 120/277	100WHPS	S54	35'	-40°F or -40°C
WOR/50MH 120/277	50WMH	M110	15'	-20°F or -30°C
WOR/70MH 120/277	70WMH	M98	15'	-20°F or -30°C
WOR/100MH 120/277	100WMH	M90	20'	-20°F or -30°C
WOR/150MH 120/277	150WMH	M102	10'	-20°F or -30°C



## Integral Ballasts - HID

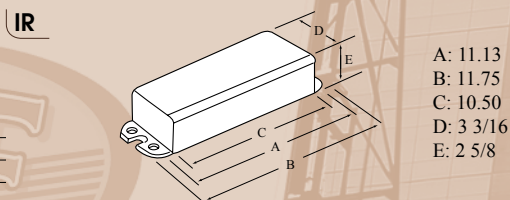
Catalog #	Lamp	ANSI#	Distance to Lamp	Starting Temp.
INB/50HPS 120/277	50WHPS	S68	35'	-40°F or -40°C
INB/70HPS 120/277	70WHPS	S62	35'	-40°F or -40°C
INB/100HPS 120/277	100WHPS	S54	35'	-40°F or -40°C
INB/50MH 120/277	50WMH	M110	15'	-20°F or -30°C
INB/70MH 120/277	70WMH	M98	15'	-20°F or -30°C
INB/100MH 120/277	100WMH	M90	20'	-20°F or -30°C
INB/150MH 120/277	150WMH	M102	10'	-20°F or -30°C



## Indoor Remote Ballast/F-Can

- Dual Voltage
- Automatic resetting thermal protector
- Supplied with splice box
- Potted for minimal ballast noise
- High Power Factor

Catalog #	Lamp	ANSI#	Distance to Lamp	Starting Temp.
IR/50HPS 120/277	50WHPS	S68	15'	-40°F or -40°C
IR/70HPS 120/277	70WHPS	S62	7'	-40°F or -40°C
IR/100HPS 120/277	100WHPS	S54	15'	-40°F or -40°C
IR/50MH 120/277	50WMH	M110	10'	-20°F or -30°C
IR/70MH 120/277	70WMH	M98	20'	-20°F or -30°C
IR/100MH 120/277	100WMH	M90	15'	-20°F or -30°C
IR/150MH 120/277	150WMH	M102	10'	-20°F or -30°C



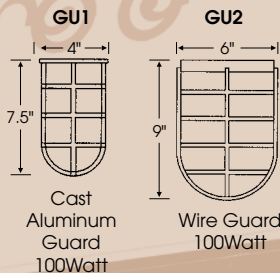
# ACCESSORIES

## Wire Grills

Catalog #	Description
GR7	7" Wire Grill
GR8	8" Wire Grill
GR10	10" Wire Grill
GR12	12" Wire Grill
GR14	14" Wire Grill
GR18	18" Wire Grill




## Guards



## Glass Options

Catalog #	Description	Catalog #	Description
CL3	3" Clear	PR3	3" Prismatic
CL4	4" Clear	PR4	4" Prismatic
FR3	3" Frosted	BL3	3" Blue
FR4	4" Frosted	BL4	4" Blue
RE3	3" Red	GR3	3" Green
RE4	4" Red	GR4	4" Green
AH3	3" Amber Hyde		
AH4	4" Amber Hyde		

# FINISHES



Tel: (909) 444-2776 ■ Fax: (877) 999-1955  
 Toll Free: (877) 999-1990  
 Website: [www.baselite.com](http://www.baselite.com)  
 E-mail: [sales@baselite.com](mailto:sales@baselite.com)