



BASELITE ARCHITECTURAL LIGHTING



PROJECT NAME: _____ PROJECT TYPE: _____

MODEL #	/	/	/	/	/	/	/	/	/	/	/
	A	B	C	D	E	F	G	H	I	J	K
EXAMPLE:	EUAR1	41				45W	3K				LDM120

*SKIP SECTION IF OPTION DOES NOT APPLY

NOTES:



A - SHADES

ARCHITECTURAL

EUAR1	EUAR2	EUCS1
EUCS2	EUES1	EUES2
EUER1	EUER2	EUFS1
EUFS2	EUFR1	EUFR2
EUGS1	EUGS2	EUGR1
EUGR2	EUHS1	EUHS2
EUHR1	EUHR2	EUIR1
EUIR2	EUJS1	EUJS2
EUKR1	EUKR2	WDY14
WWW8	SAL8	

B - FINISH OPTIONS

- 14PN-POLISH NICKEL
- 15-POWDER BLUE
- 16-DISTRESSED TURQUOISE
- 17-DISTRESSED CHALK
- 18-MINT GREEN
- 19-ANTIQUER ALUMINUM ACID (2)(3)
- 19P-ANTIQUER ALUMINUM
- 20-RAW BRASS (1)
- 20P-BRASS
- 20PB-POLISHED BRASS
- 20SB-SATIN BRASS
- 21-OIL RUBBED BRONZE ACID (1)(2)
- 21P-OIL RUBBED BRONZE
- 22-OLD PEWTER ACID (1)(2)
- 22P-OLD PEWTER
- 23-OLD COPPER PATINA ACID (1)(2)
- 23P-OLD COPPER PATINA
- 38-COPPER TINT (3)
- 39-RAW COPPER (3)
- 40-COPPER CLEAR COAT (3)
- 41-GLOSS BLACK
- 41.5-MATTE BLACK
- 42-DARK GREEN
- 43-RED
- 44-WHITE
- 45-MEDIUM BLUE
- 46-YELLOW
- 48-POLISHED ALUMINUM
- 49-GALVANIZED (3)
- 50-NAVY BLUE
- 51-ARCHITECTURAL BRONZE
- 52-PATINA

B - FINISH OPTIONS (CONT.)

- 53-RUST
- 54-STUCCO (3)
- 55-SAGE
- 57-POLISHED ALUMINUM CC (3)
- 58-SATIN ALUMINUM (3)
- 59-COPPER TONE
- 60-CANAL GREEN
- 61-ANODIZED CHARCOAL (3)(4)
- 62-ANODIZED BRONZE (3)(4)
- 63-IRON RUST (3)
- 64- WROUGHT IRON
- 65-TERRACOTTA
- 66-BARK
- 70-TRANSPARENT RED (3)(4)
- 71-TRANSPARENT GREEN (3)(4)
- 72-TRANSPARENT WINE (3)(4)
- 73-TRANSPARENT NAVY (3)(4)
- 74-GUN METAL
- 75-DISTRESSED RED (2)
- 76-DISTRESSED BLUE (2)
- 77-DISTRESSED GREEN (2)
- 78-CHALKBOARD BLACK (3)
- 79-GHOST ORANGE
- 80-PALE GOLD
- 81-METALLIC BRONZE
- 82-BLACK GOLD
- 83-SHOCKER GREEN (2)(3)
- 84-FADDED BLUE (2)(3)
- 85-COBBLESTONE
- 86-BRONZE COPPER
- 87-CHAMPAGNE
- 88-FLAMED STEEL (2)(3)
- 89-TAUPE
- 90-LIME GREEN
- 91-PACIFIC PINE
- 92-ANTIQUER GALVANIZED (3)
- 93-FADDED COPPER (2)(3)
- 94-ANODIZED ALUMINUM
- 95-TURQUOISE
- 96-PURPLE
- 97-BATTLESHIP GREY
- 98-BLACKENED PIPE (2)(3)
- 99-STEEL
- 100-OLD STEEL
- (MG) MARINE GRADE FINISH-AVAILABLE UPON REQUEST.

F – LIGHT SOURCE

- INCANDESCENT (INC)**
- 2-60W 100W
- COMPACT FLOURESCENT (CF)**
- 26W 32W 42W
- LIGHT EMITTED DIODE (LED)**
- 12W 25W 50W

G – LED COLOR TEMP

- (ONLY APPLICABLE FOR LED LIGHT SOURCE. SKIP THIS SECTION IF OPTION DOES NOT APPLY.)
- 27K – 2700 K (5)
 - 3K – 3000 K
 - 35K – 3500 K
 - 4K – 4000 K
 - 5K – 5000 K (5)

K – ELECTRICAL OPTION

- CDM7-120/277
- CDM10-120
- CDM10-277
- LDM120
- LDM0-10
- PHCL120
- PHCL277
- FS – FUSING
- EM – EMERGENCY BALLAST
- BR – BALLAST RETAINER CHAIN

NOTES

- (1). FINISH OPTIONS 20, 21, 22, 23 ARE FOR SOLID BRASS FIXTURES ONLY.
 - (2). FINISH OPTIONS 19, 21, 22, 23 ARE AN ACID FINISH AND IS APPLIED BY HAND. THESE FINISHES WILL VARY IN CONSISTENCY.
 - (3). FINISH OPTIONS 19, 38, 39, 40, 49, 54, 57, 58, 61, 62, 63, 70, 71, 72, 73, 78, 83, 84, 88, 92, 93, 98 ONLY AVAILABLE INSIDE AND OUT OF FIXTURE.
 - (4). FINISH OPTIONS 61, 62, 70, 71, 72, 73 ARE FINISHED WITH A SUPERCHROME ON THE INSIDE FOR ALL LED LIGHT SOURCE OPTIONS.
 - (5). 27K AND 5K ARE NOT COMPATIBLE WITH 75W LED OPTION.
- *ACCORDING TO THE LIGHT SOURCE THE BACKPLATE MAY VARY IN SIZE. (EXAMPLE: LED LIGHT SOURCE WILL HAVE A DEEPER BACKPLATE TO HOUSE THE DRIVER.)
- *ALL FIXTURES MOUNT TO A 40 JUNCTION BOX.
- *FIXTURE DIMENSIONS MAY VARY ± 0.25.

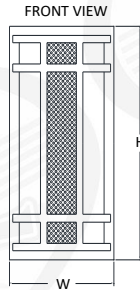
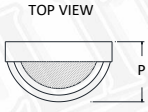


A – SHADES

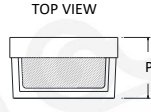
ARCHITECTURAL SHADE SERIES



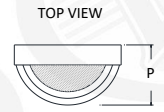
	HEIGHT	WIDTH	PROJ.
EUAR1	16"	8"	4.5"
EUAR2	22"	9.5"	5.5"



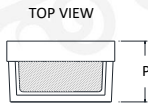
	HEIGHT	WIDTH	PROJ.
EUCS1	16"	8"	4.5"
EUCS2	22"	9.5"	5.5"



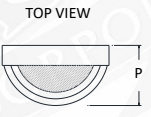
	HEIGHT	WIDTH	PROJ.
EUER1	16"	8"	4.5"
EUER2	22"	9.5"	5.5"



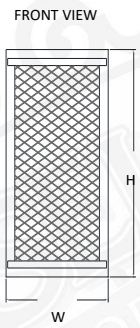

	HEIGHT	WIDTH	PROJ.
EUES1	16"	8"	4.5"
EUES2	22"	9.5"	5.5"



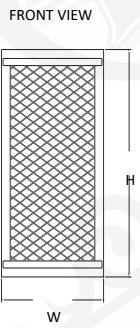
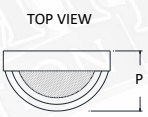
	HEIGHT	WIDTH	PROJ.
EUFR1	16"	8"	4.5"
EUFR2	22"	9.5"	5.5"



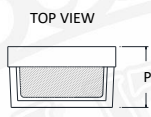
	HEIGHT	WIDTH	PROJ.
EUFS1	16"	8"	4.5"
EUFS2	22"	9.5"	5.5"




	HEIGHT	WIDTH	PROJ.
EUGR1	16"	8"	4.5"
EUGR2	22"	9.5"	5.5"



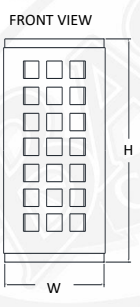
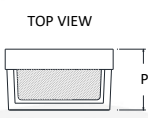
	HEIGHT	WIDTH	PROJ.
EUGS1	16"	8"	4.5"
EUGS2	22"	9.5"	5.5"



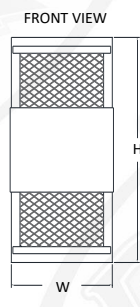
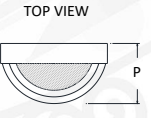
	HEIGHT	WIDTH	PROJ.
EUHR1	16"	8"	4.5"
EUHR2	22"	9.5"	5.5"



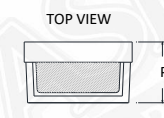
	HEIGHT	WIDTH	PROJ.
EUHS1	16"	8"	4.5"
EUHS2	22"	9.5"	5.5"



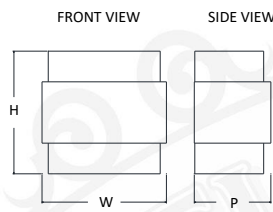
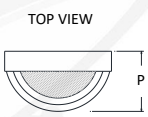
	HEIGHT	WIDTH	PROJ.
EUIR1	16"	8"	4.5"
EUIR2	22"	9.5"	5.5"



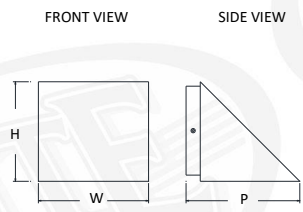
	HEIGHT	WIDTH	PROJ.
EUJS1	16"	8"	4.5"
EUJS2	22"	9.5"	5.5"



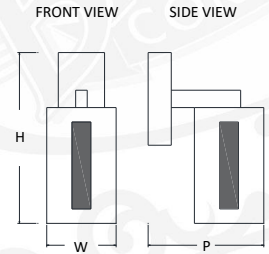
	HEIGHT	WIDTH	PROJ.
EUKR1	16"	8"	4.5"
EUKR2	22"	9.5"	5.5"



	HEIGHT	WIDTH	PROJ.
WDY14	16"	16.25"	10"



	HEIGHT	WIDTH	PROJ.
WWM8	7"	7.75"	8"



	HEIGHT	WIDTH	PROJ.
SAL8	14.75"	6"	10"



B – FINISH OPTIONS (SEE FINISH OPTION SWATCHES ON WEBSITE)

14PN-POLISH NICKEL 15-POWDER BLUE 16-DISTRESSED TURQUOISE 17-DISTRESSED CHALK 18-MINT GREEN 19-ANTIQU ALUMINUM* 19P-ANTIQU ALUMINUM 20-RAW BRASS 20P-BRASS 20PB-POLISHED BRASS 20SB-SATIN BRASS 21-OIL RUBBED BRONZE* 21P-OIL RUBBED BRONZE 22-OLD PEWTER* 22P-OLD PEWTER PC 23-OLD COPPER PATINA* 23P-OLD COPPER PATINA 38-COPPER TINT 39-RAW COPPER 40-COPPER CLEAR COAT 41-GLOSS BLACK 41.5-MATTE BLACK 42-DARK GREEN 43-RED 44-WHITE 45-MEDIUM BLUE 46-YELLOW 48-POLISHED ALUMINUM 49-GALVANIZED 50-NAVY BLUE 51-ARCHITECTURAL BRONZE 52-PATINA 53-RUST 54-STUCCO 55-SAGE 57-POLISHED ALUMINUM CC 58-SATIN ALUMINUM 59-COPPER TONE 60-CANAL GREEN 61-ANODIZED CHARCOAL 62-ANODIZED BRONZE 63-IRON RUST 64-WROUGHT IRON 65-TERRACOTTA 66-BARK 70-TRANSPARENT RED 71-TRANSPARENT GREEN 72-TRANSPARENT WINE 73-TRANSPARENT NAVY 74-GUN METAL 75-DISTRESSED RED 76-DISTRESSED BLUE 77-DISTRESSED GREEN 78-CHALKBOARD BLACK 79-GHOST ORANGE 80-PALE GOLD 81-METALLIC BRONZE 82-BLACK GOLD 83-SHOCKER GREEN 84-FADDED BLUE 85-COBBLESTONE 86-BRONZE COPPER 87-CHAMPAGNE 88-FLAMED STEEL 89-TAUPE 90-LIME GREEN 91-PACIFIC PINE 92-ANTIQU GALVANIZED 93-FADDED COPPER 94-ANODIZED ALUMINUM 95-TURQUOISE 96-PURPLE 97-BATTLESHIP GREY 98-BLACKENED PIPE 99-STEEL 100-OLD STEEL (MG)- MARINE GRADE FINISH- AVAILABLE UPON REQUEST.

F – LIGHT SOURCE

BASELITE’S PUBLISHED LUMINAIRE PHOTOMETRIC TESTING WAS PERFORMED IN A 3-METER INTEGRATING SPHERE USING THE 4TT GEOMETRY METHOD. DATA IS CONSIDERED TO BE REPRESENTATIVE OF THE CONFIGURATIONS SHOWN, WITHIN THE TOLERANCES ALLOWED BY LIGHTING FACTS. TO OBTAIN AN IES FILE SPECIFIC TO YOUR PROJECT, PLEASE CONTACT THE FACTORY.

LIGHT EMITTING DIODE (LED)

LED 25W (MAX)- EUAR1, EUCS1, EUES1, EUER1, EUFS1, EUF1R1, EUGS1, EUGR1, EUHS1, EUHR1, EUIR1, EUJS1, EUKR1, WDY14, WWM8

LED 50W (MAX)- EUAR2, EUCS2, EUES2, EUER2, EUFS2, EUF2R2, EUGS2, EUGR2, EUHS2, EUHR2, EUIR2, EUJS2, EUKR2

***IMPORTANT – FOR LIGHT EMITTED DIODE (LED) LIGHT SOURCE OPTION, FIXTURES ARE LIMITED DUE TO SIZE OF THE FIXTURE AND THE CORD WATTAGE RESTRICTIONS. PLEASE SEE MAX WATTAGE AVAILABILITY. EXAMPLE: /LED50W /**

OPTION	WATTAGE	LUMENS	CRI	VOLTAGE	DIMMING
LED10W	10W	1570	>90	120-277 VAC	See section "H"
LED12W	12W	1596	>90	120-277 VAC	See section "H"
LED25W	25W	3125	>90	120-277 VAC	See section "H"
LED35W	35W	4200	>90	120-277 VAC	See section "H"
LED50W	50W	5750	>90	120-277 VAC	See section "H"

@3500K

INCANDESCENT (INC) MED E26

INC 2-60W- EUAR1, EUAR2, EUCS1, EUCS2, EUES1, EUES2, EUER1, EUER2, EUFS1, EUFS2, EUF1R1, EUF2R2 EUGS1, EUGS2, EUGR1, EUGR2, EUHS1, EUHS2, EUHR1, EUHR2, EUIR1, EUIR2, EUJS1, EUJS2, EUKR1, EUKR2, **INC 100W-** WDY14, WWM8

***IMPORTANT – FOR INCANDESCENT (INC) LIGHT SOURCE OPTION, FIXTURES ARE LIMITED DUE TO SIZE OF THE FIXTURE AND THE CORD WATTAGE RESTRICTIONS. PLEASE SEE AVAILABILITY CHART TO THE RIGHT.**

EXAMPLE: / INC100W /

OPTION	WATTAGE	LUMENS	CRI	VOLTAGE	DIMMING
60WINC	60W	PER BULB SPECS	>90	120-277 VAC	N/A

COMPACT FLOURESCENT (CF)

CF 26W(MAX)- WDY14, WWM8
CF 2-26W, 32W, OR 42(MAX)- EUAR1, EUAR2, EUCS1, EUCS2, EUES1, EUES2, EUER1, EUER2, EUFS1, EUFS2, EUF1R1, EUF2R2 EUGS1, EUGS2, EUGR1, EUGR2, EUHS1, EUHS2, EUHR1, EUHR2, EUIR1, EUIR2, EUJS1, EUJS2, EUKR1, EUKR2

***IMPORTANT – FOR COMPACT FLOURESCENT (CF) LIGHT SOURCE, FIXTURES ARE LIMITED DUE TO THE SIZE OF THE SHADE. PLEASE SEE THE CHART TO THE LEFT TO SEE WHAT WATTAGE IS COMPARABLE FOR EACH FIXTURE WHEN ORDERING.**

EXAMPLE: /CF42W /

OPTION	WATTAGE	LUMENS	CRI	VOLTAGE	DIMMING
CF26W	26W	PER BULB SPECS	>90	120-277 VAC	0-10V
CF32W	32W	PER BULB SPECS	>90	120-277 VAC	0-10V
CF42W	42W	PER BULB SPECS	>90	120-277 VAC	0-10V



K – ELECTRICAL OPTION

MOST BASELITE'S ELECTRICAL OPTIONS ARE ONLY COMPATIBLE FOR CERTAIN FIXTURES. PLEASE SEE NOTES BELOW AND FOR FURTHER DEATIALS CONTACT THE FACTORY. FOR DIMMING BALLAST OPTION PLEASE CHOOSE MARK X OR MARK VII, SO RESTRICTIONS APPLY DUE TO THE SIZE OF THE BALLAST AND FIXTURE.

COMPACT FLUORESCENT DIMMING OPTIONS

PROVIDED WITH ADVANCE TRANSFORMER, PLEASE CHOOSE MARK 10 OR MARK 7 WITH SPECIFIED VOLTAGE FROM THE LIST BELOW. CONTACT BALLAST MANUFACTURER FOR SPECIFICATIONS.

CDM7-120/277 - ADVANCE MARK 7 0-10v ELECTRICAL BALLST – 120/277 VOLT

CDM10-120 - ADVANCE MARK 10 ELECTRICAL BALLST – 120 VOLT

CDM10-277 - ADVANCE MARK 10 ELECTRICAL BALLST – 277 VOLT

LED DIMMING OPTIONS

FOR TRIAC OR 0-10V OPTOIN CHOOSE FROM THE FOLLOWING. CONTACT DRIVER MANUFACTURER FOR SPECIFICATIONS.

LDM120 - TRIAC DIMMING AT 120 VOLT

LDM0-10V – 0 – 10v

PHCL120V – PHOTOCELL 120 VOLT

PHCL277V – PHOTOCELL 277 VOLT

FS – FUSING

EM – EMERGENCY BALLAST (ONLY AVAILABLE FOR COMPACT FLOURESCENT)

BRC – BALLAST RETAINER CHAIN

NOTES:

FOR COMPACT FLUORESCENT DIMMING OPTION:

MARK 7 – 120 THROUGH 277V. BALLASTS MAY BE REMOTE MOUNTED UP TO 6 IN. AWAY FROM LAMPS. 100% - 3% FULL RANGE CONTINUOUS DIMMING. SOME LIGHT MANUFACTURERS RECOMMEND BURNING IN NEW LAMPS 100 HOURS AT FULL LIGHT OUTPUT BEFORE DIMMING. CONSULT LIGHT MANUFACTURER.

MARK 10 – 120V ONLY. ONE AND TWO-LAMP BALLASTS MAY BE REMOTE MOUNTED UP TO 6 FT. AWAY FROM LAMPS. THREE LAMP BALLASTS MAY NOT BE REMOTE MOUNTED. 100% - 5% FULL RANGE CONTINUOUS DIMMING. SOME LIGHT MANUFACTURERS RECOMMEND BURNING IN NEW LAMPS 100 HOURS AT FULL LIGHT OUTPUT BEFORE DIMMING. CONSULT LIGHT MANUFACTURER.

FOR **EM** (EMERGENCY BALLAST) OPTION: STANDARD LUMEN OUTPUT IS 700. CALL FACTORY FOR REQUEST OF A HIGHER LUMEN OUTPUT. *IF EMERGENCY OPTION IS USED WITH DIMMING, THE BALLAST MUST BE LOCATED HALF THE DISTANCE OF THE DIMMING REQUIREMENTS.